



Features and Specifications

1. The intuitive Jabra StatusDisplay™ on the rear ensures that you always know your connection and battery status
2. Dedicated on/off button
3. Up to 6 hours talk time and up to 8 days standby time
4. Extremely lightweight – only 8g
5. Dimensions: L 52.75 x W 16 x H 8.7 mm
6. Wear it with or without earhook. Two sizes are provided for ultimate comfort
7. Sits comfortably in the ear with the soft Jabra Eargel™
8. Bluetooth® technology – clear sound with Bluetooth 2.1 for simple and secure pairing
9. Features: answer call, end call, reject call, voice dialling, last number redial, mute, call waiting, put call on hold, volume control*
10. Charging plug: USB Micro-B, 5-pin

* Phone dependent

Freephone customer support numbers:

Denmark	Phone: 70252272	E-mail: support.no@jabra.com
Finland	Phone: 00800 722 52272	E-mail: support.no@jabra.com
Italy	Phone: 800 786543	E-mail: support.it@jabra.com
Norway	Phone: 800 61272	E-mail: support.no@jabra.com
Spain	Phone: 900 984 542	E-mail: support.es@jabra.com
Sweden	Phone: 020792522	E-mail: support.no@jabra.com
UK	Phone: 0800 0327026	E-mail: support.uk@jabra.com

Datasheet_EMEA_BT2080_03/09

Reasons to choose the Jabra BT2080

- StatusDisplay™ showing connection and battery status
- Dedicated on/off button
- Comfortable fit with Jabra Eargel™ and ear hook

A BRAND BY



JABRA® IS A REGISTERED TRADEMARK OF GN NETCOM A/S

WWW.JABRA.COM



The Bluetooth® word mark and logos are owned by the Bluetooth SIG, Inc. and any use of such marks by GN Netcom A/S is under license. (Design and specifications subject to change without notice)

Jabra
DISCOVER FREEDOM

Go hands-free Trouble-free



BT2080 | Wireless made easy

Make and take mobile calls wirelessly with the exceptionally easy-to-use Bluetooth® headset by Jabra

easy ◀ smart ultimate

www.jabra.com

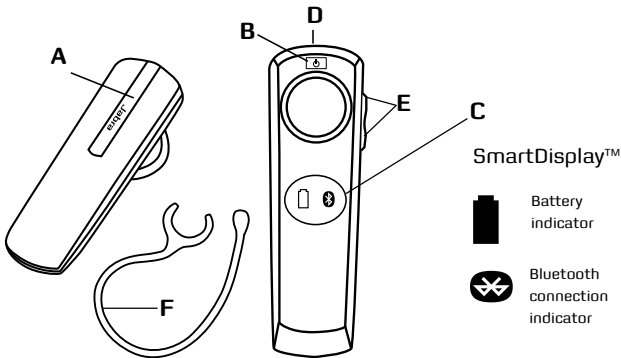


First class user friendliness



Now it's easier than ever to cut the cords and go wireless – even if you're not familiar with Bluetooth® technology headsets. The Jabra BT2080 is designed with one focus only: To be the most user friendly, quality headset on the market. Jabra BT2080 provides all the basic functions you need with the ease of use you want.

- Jabra StatusDisplay™ with two intuitive and clear LED's on the back of the headset shows when to recharge the battery and your current connection status.
- A dedicated on/off button makes it easier than ever to turn the headset on and off. Just switch the button, and you're on.
- Jabra BT2080 is easy to connect to your phone. With the latest Bluetooth® technology version 2.1 you don't have to worry about pin codes.
- Wear it as you like: Over the ear with an ear hook or in the ear with Jabra Eargel™ that add comfort to all your conversations.
- Talk loud and clear: The Jabra BT2080 picks up your voice and delivers clear quality audio to the listener through EDR & eSCO technology.

Well designed quality headsets simply don't come easier than the Jabra BT2080.



- A Answer/end button
- B On/off button
- C SmartDisplay™ with battery indicator and connection indicator
- D Charging socket
- E Volume up/down
- F Ear hook

Bluetooth Indicator 	Indicates if your headset is connected to your phone <ul style="list-style-type: none">- Flashing light means headset is connected to your phone- Solid light means headset is in 'pairing mode' and ready to be connected to a new phone
Battery Indicator 	Indicates battery level and if headset is turned ON <ul style="list-style-type: none">- Green light indicates that the headset holds above 10 minutes talk time- Red light indicates that the headset holds below 10 minutes talk time

Quick start guide

Charge your headset

While charging the headset, the battery indicator will show solid red. When the headset is charged, the battery indicator will turn solid green and turn off after 5 minutes. Charging time is approximately 2 hours.

Turning your headset on and off

Press on/off button for approximately 2 seconds to turn the headset on or off.

Pairing the headset with your phone

First time pairing:

Turn headset on - automatic pairing mode when Bluetooth connection indicator is solid blue

Later pairing:

Turn headset off. Press and hold the answer/end button until Bluetooth connection indicator is flashing blue. Activate Bluetooth® on your phone. Then set your phone to search for Bluetooth® devices and select BT2080. Press 'OK' on the phone and if your are asked for a PIN code, confirm with PIN code 0000 (4 zeros).

Using your headset

Answer a call

- Tap the answer/end button on your headset to answer a call.

End a call

- Tap the answer/end button to end an active call.

Make a call

- The call will automatically transfer to you headset*. If it does not do so, please tap the answer/end button on your headset

Reject a call *

- Press the answer/end button.

Activate voice dialing *

- Tap the answer/end button. For best results, record the voice-dialing tag through your headset.

Redial last number *

- Double tap the answer/end button when the headset is connected to your phone.

Adjust sound and volume *

- Tap the volume up or down to adjust the volume.

Wearing style

Wear the Jabra BT2080 with or without an ear hook. To wear with ear hook, please click on for right or left ear wearing.

* Phone dependent