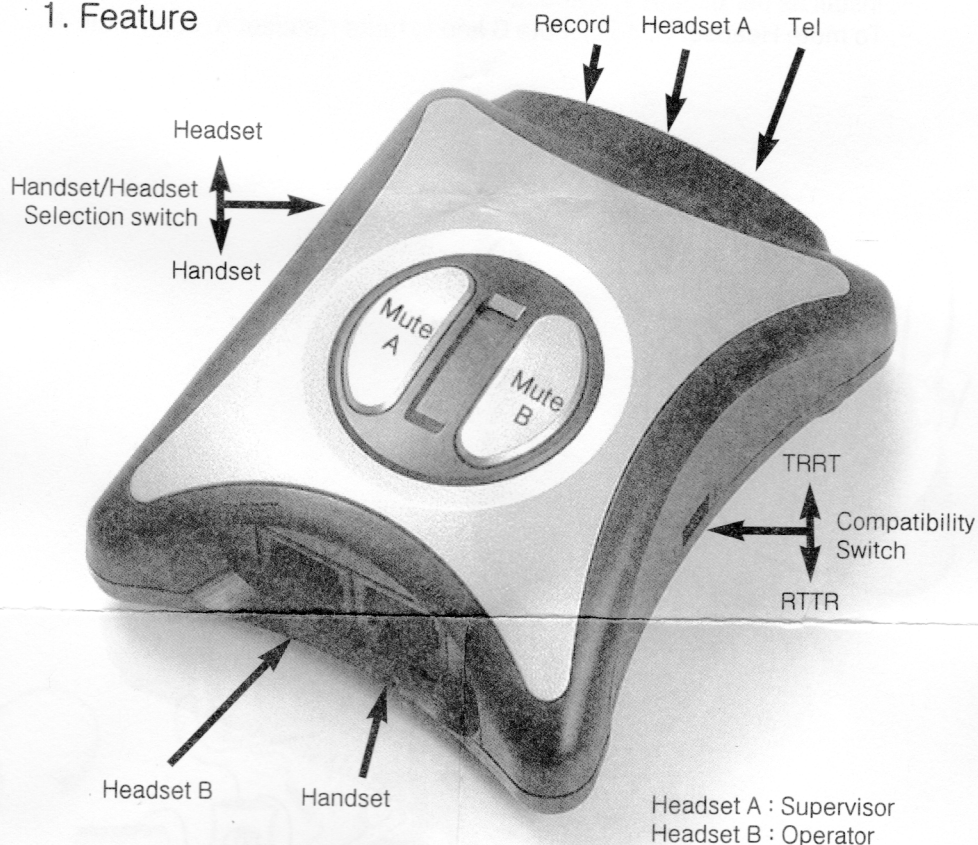


# Wireless Headset training adapter with Handset/Headset selection feature

## 1. Feature



## 2. Installation

### 2-1) For Handset/Headset selection

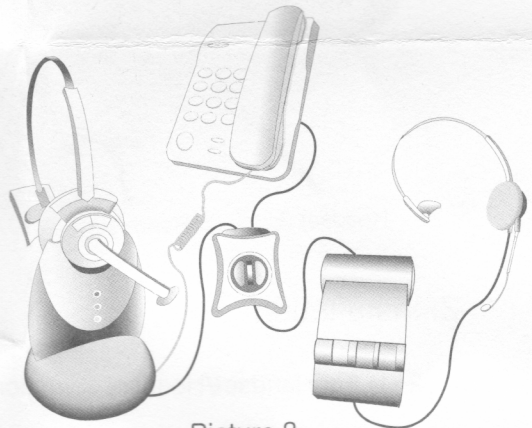
- Unplug your telephone handset cord from the telephone base and plug it into the handset jack of the adapter.
- Connect telephone curly cord between the handset jack of your telephone and tel line jack of the adapter.
- Plug the headset into Headset B of the adapter.
- Adjust compatible switch by sliding the switch to left or right until you can hear a dial tone.
- You can use handset or headset with adjustment of Handset/Headset selection switch on the side.
- When you want mute the headset, press mute A or B.

## 2-2) For Training

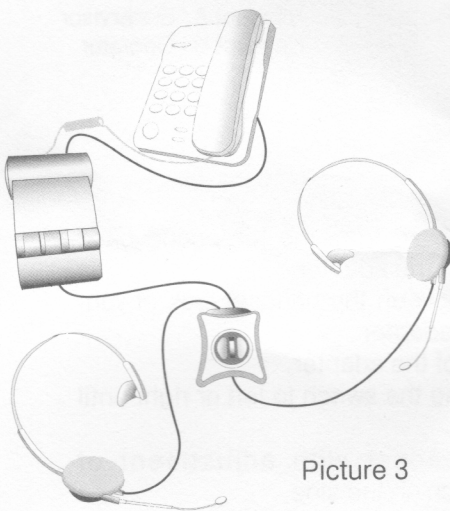
- . Install as per picture 1, 2 and 3.
- . To mute Headset B, push mute B and to mute Headset A, push mute A.



Picture 1



Picture 2



Picture 3